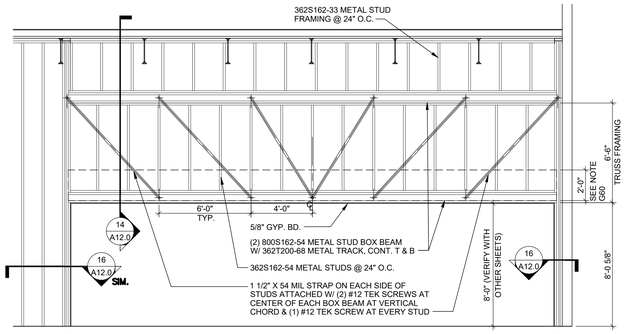

18 A12.0 FISH EQUIPMENT WALL
SCALE: 1/4" = 1'-0"

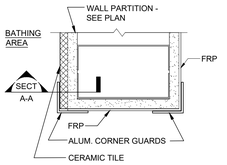

CORNER PLAN

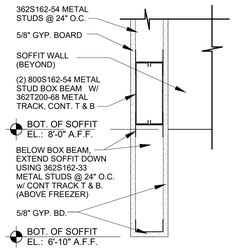

17 A12.0 FREEZER SOFFIT DETAIL
SCALE: 1-1/2" = 1'-0"

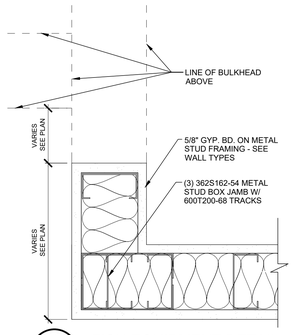

16 A12.0 FISH EQUIPMENT DETAIL
SCALE: 3" = 1'-0"

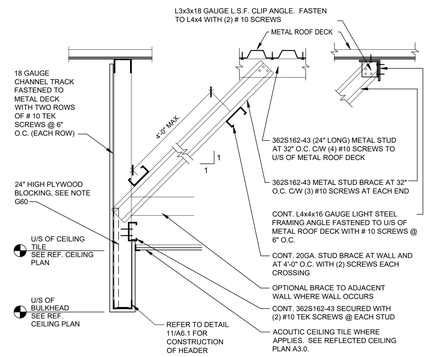

15 A12.0 STUD WALL BRACING
SCALE: 1" = 1'-0"

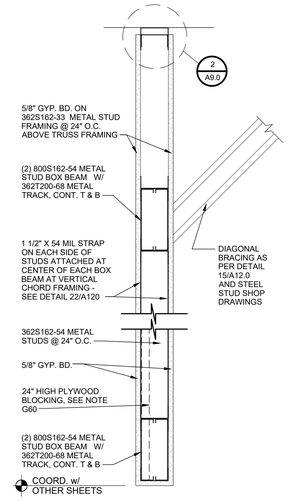

14 A12.0 FISH EQUIPMENT BULKHEAD
SCALE: 1-1/2" = 1'-0"

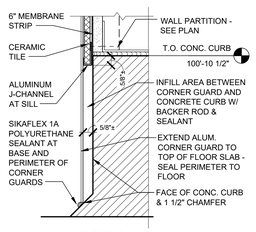

SECTION A-A

13 A12.0 CORNER DETAIL AT BATHING ENTRY
SCALE: 3" = 1'-0"

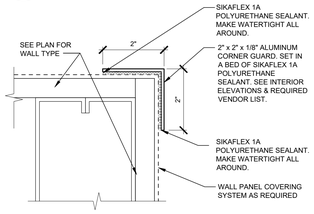

12 A12.0 ALUMINUM CORNER GUARD DETAIL
SCALE: 6" = 1'-0"

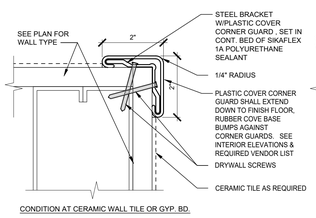

11 A12.0 PLASTER CORNER GUARD DETAIL
SCALE: 6" = 1'-0"

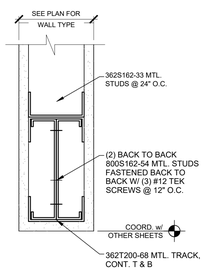

10 A12.0 BULKHEAD DETAIL
SCALE: 3" = 1'-0"

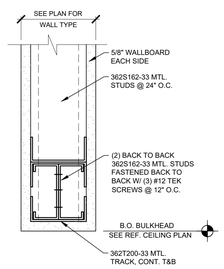

9 A12.0 BULKHEAD DETAIL
SCALE: 3" = 1'-0"

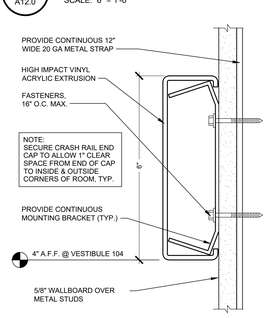

8 A12.0 CRASH RAIL
SCALE: 6" = 1'-0"

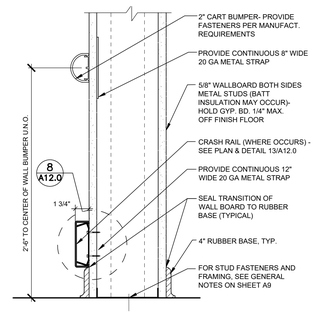

7 A12.0 WALL BUMPER GUARD
SCALE: 1-1/2" = 1'-0"

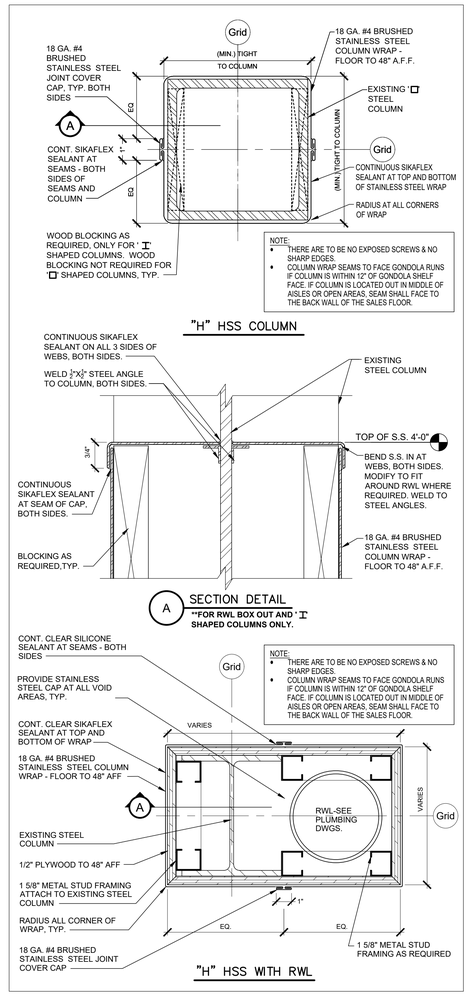

2 A12.0 COLUMN WRAP DETAILS
SCALE: 3" = 1'-0"

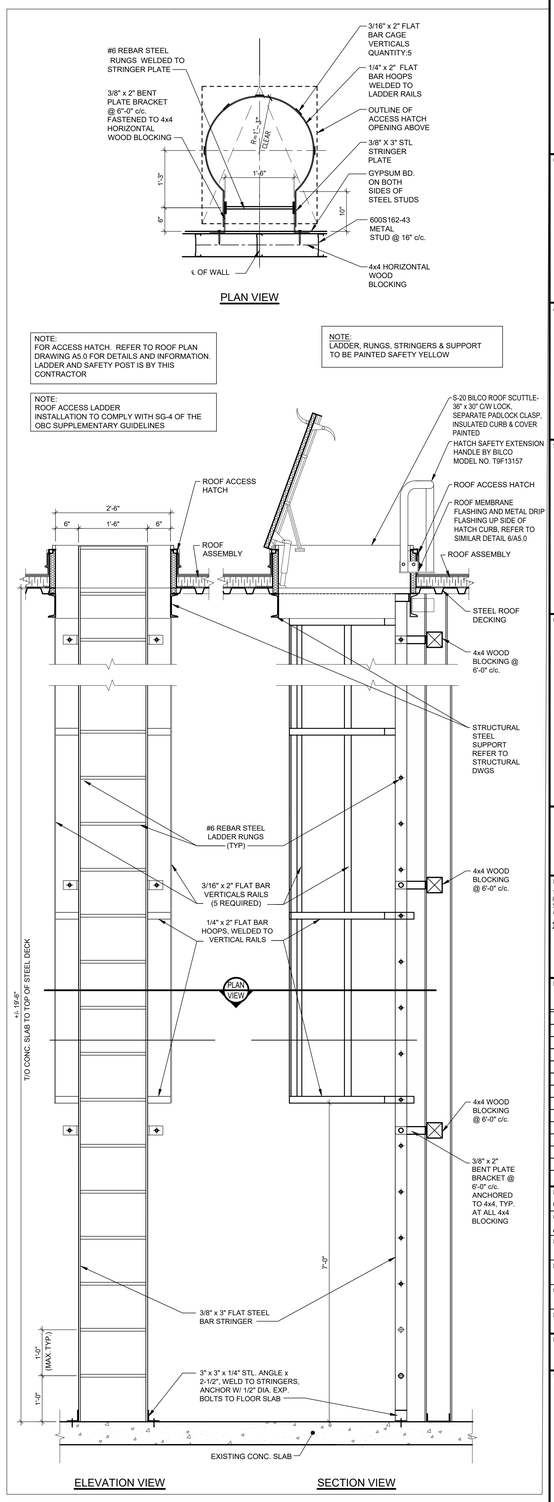

1 A12.0 ROOF LADDER SECTION
SCALE: 3/4" = 1'-0"

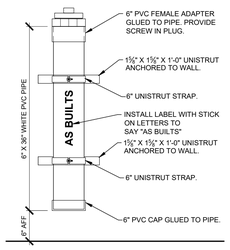

6 A12.0 AS-BUILT DRAWING TUBE
SCALE: 1" = 1'-0"

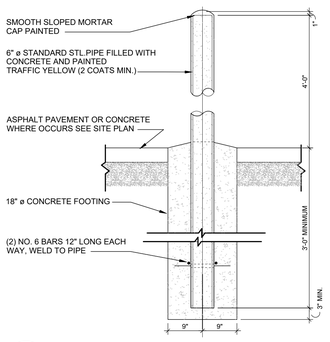

5 A12.0 EXTERIOR PIPE BOLLARD
SCALE: 3/4" = 1'-0"

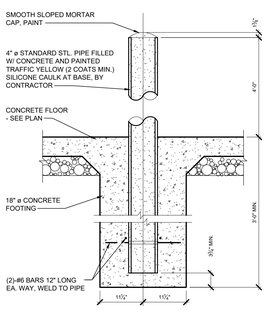

4 A12.0 INT. PIPE BOLLARD
SCALE: 3/4" = 1'-0"

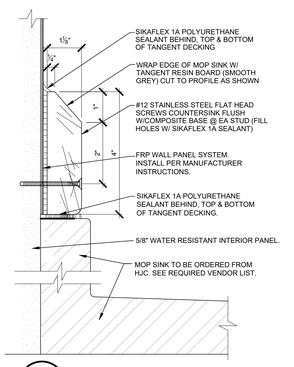

3 A12.0 MOP SINK DETAIL
SCALE: 6" = 1'-0"

CLIENT:

PETSMART

19601 North 27th Avenue
Phoenix, Arizona 85027 - (623) 580-6100

CLIENT REF #: 1234

PROJECT:

14K 2025 CANADIAN INSTRUCTION SET

FEBRUARY 12, 2025

CONSULTANT:

ARCHITECT:

SEAL:

CITY SEAL:

DISCLAIMER: COPYRIGHT:
THIS DRAWING AND DESIGN IS COPYRIGHT PROTECTED WHICH SHALL NOT BE USED, REPRODUCED OR REVISED WITHOUT WRITTEN PERMISSION BY PETSMART. THE CONTRACTOR SHALL CHECK AND VERIFY ALL DIMENSIONS AND UTILITY LOCATIONS AND REPORT ALL ERRORS AND OMISSIONS PRIOR TO COMMENCING WORK.
THIS DRAWING IS NOT TO BE SCALED.

ISSUED FOR:

NUMBER	ISSUE	DATE

PROJECT NO: C40045686.0146
DATE: 02.12.25
ORIGINAL SCALE: AS NOTED
DESIGNED BY:
DRAWN BY:
CHECKED BY:
PAGE #: 25 OF: 53
IF THIS BAR IS NOT 1" LONG, ADJUST YOUR PLOTTING SCALE. 1"

DISCIPLINE: ARCHITECTURAL

TITLE: **DETAILS**

SHEET NUMBER: **A12.0**